

Joyful C

# My Fun Work

For This Summer, 2015 – 16



Name \_\_\_\_\_

Class / Sec \_\_\_\_\_

Teacher \_\_\_\_\_

School \_\_\_\_\_

Date Begun \_\_\_\_\_


Date Submitted \_\_\_\_\_


Dear Parents,


A child can work in any order within this compilation. Please put the date when a sheet is completed (page numbers are given on each sun image below and on each page a child attempts). Please help your child focus on beauty and perfection instead of volume of work.


With best regards,  
Homeroom Teacher


Happy Holidays!


  
Date


  
Date


  
Date


  
Date


  
Date


  
Date


  
Date


  
Date


  
Date


  
Date


  
Date


  
Date

  
Date

  
Date

  
Date


  
Date

  
Date



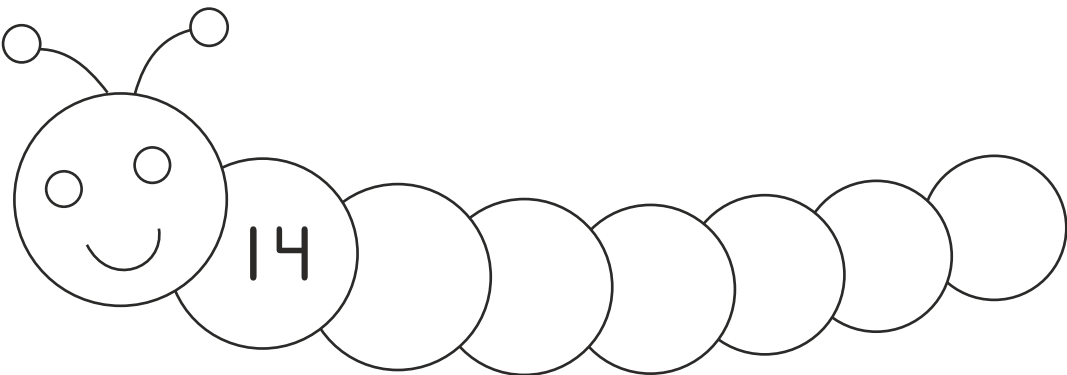
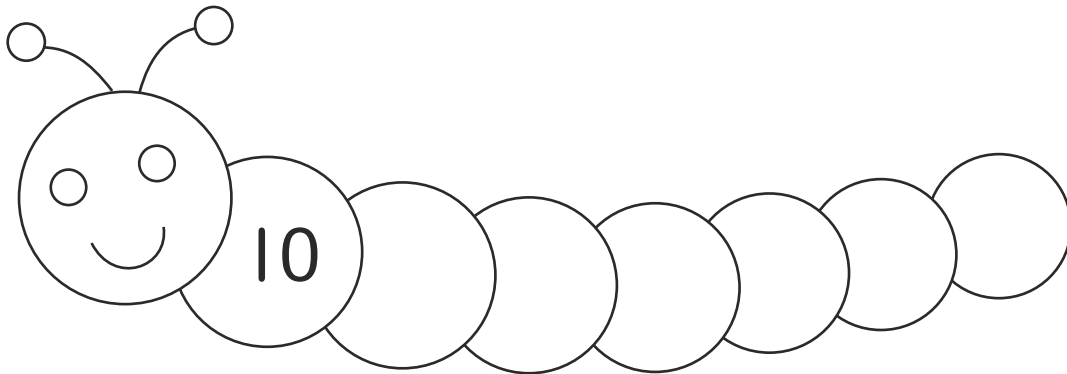
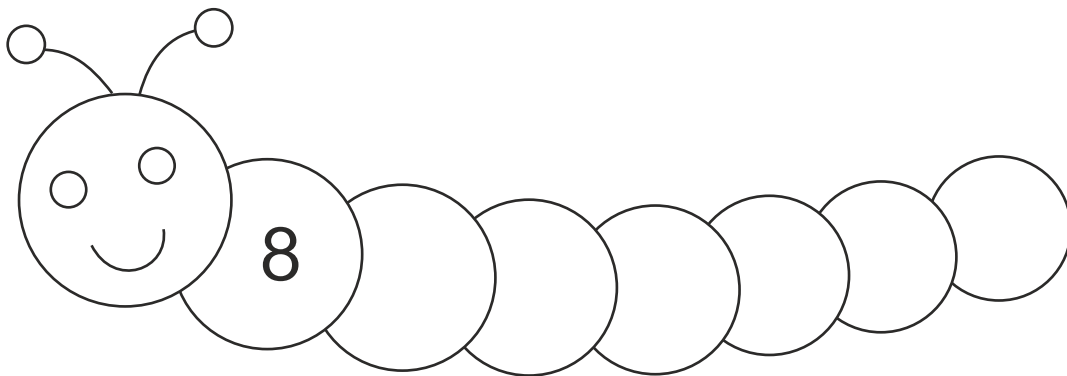

Fill in the blanks.






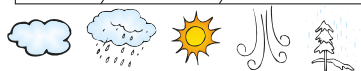
Join the dots and colour the picture.





Count forward and write.

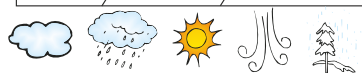







3 red, 5 yellow, 8 green, 10 blue,  
12 orange, 16 pink, 18 purple.

Colour the stars according to the given code.








## Colour The Bigger Number



## Colour The Smaller Number




Colour the bigger/smaller numbers as instructed.



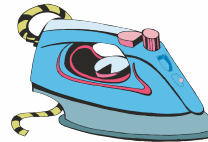


ऊपर दिए स्वर वर्ण का अपनी पसंद का चित्र बनाइए।





अ




चित्र पहचानकर पहला वर्ण लिखिए।







## Word search puzzle




colt



fawn



lamb



chick

Colour the pictures.





## Paper craft



Take a paper plate and coloured paper. Cut small pieces of coloured paper. Put glue on paper plate and paste pieces of paper on it randomly. Stick on oval shape to complete the snail.





## Wax painting



Take a piece of wax and draw any picture on a sheet of paper. Dip a cotton ball of poster colour and spread the colour on the sheet. Wax creation will come out as magic.





## Paper Butterfly




Take a sheet of paper and fold the sheet to give it a butterfly shape.





## Find the way





## Freehand Sketching



Draw and colour.





## I want to be your friend

I want to be your friend

A little bit more

I want to be your friend

A little bit more

I want to be your friend

A little bit more

A little bit, a little bit, a little bit more

मैं तुमसे दोस्ती करूँ, थोड़ा और ज्यादा

मैं तुमसे दोस्ती करूँ, थोड़ा और ज्यादा

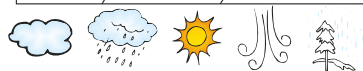
मैं तुमसे दोस्ती करूँ, थोड़ा और ज्यादा

थोड़ा और, थोड़ा और, थोड़ा और ज्यादा



Let the children colour the picture.






# You're special

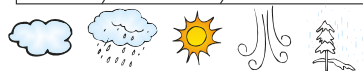
There is no one else like you  
There is no one else like me  
Each of us is special to God  
That's the way it's meant to be

I'm special, you're special  
We're special don't you see  
There is no one else like you  
There is no one else like me


Black or white, short or tall  
Good or bad, God loves us all  
Loud or quiet, fat or thin  
Each of us is special to Him

I'm special, you're special  
We're special don't you see  
There is no one else like you  
There is no one else like me





## Five little fishes



There were five little fishes

Swimming in the sea

Teasing Mr. Shark, you can't catch me

Along came Mr. Shark as quiet as can be

And snap, .....

Now there were four little fishes.....

Swimming in the sea

Now there were three little fishes.....

Swimming in the sea

Now there were one little fish.....

Swimming in the sea

Let the children colour the picture.





## पेड़ मत काटो तुम (कविता)



पेड़ मत काटो तुम  
हवा साफ करें ये हरदम  
देते हमको लकड़ी, छाया  
पत्ती, फूल और फल हरदम  
हमसे ये कुछ भी न लेते  
सदा हमें देते ही रहते ।

# My Fun Work

**For This Summer**

