

Joyful D

My Fun Work

For This Summer, 2015 – 16



Name _____

Class / Sec _____

Teacher _____

School _____

Date Begun _____

Date Submitted _____

Dear Parents,

A child can work in any order within this compilation. Please put the date when a sheet is completed (page numbers are given on each sun image below and on each page a child attempts). Please help your child focus on beauty and perfection instead of volume of work.

With best regards,
Homeroom Teacher

Happy Holidays!



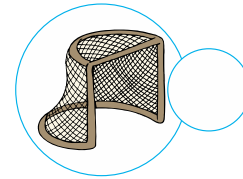
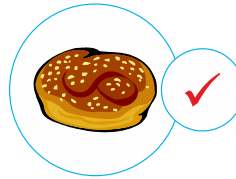



Handwriting practice sheet for cursive vowels. The sheet is divided into five columns, each for a different vowel: *a*, *e*, *i*, *o*, and *u*. Each column has a header with the vowel in a circle and four sets of three horizontal lines (top blue, middle red, bottom blue) for practice. The *e* column contains the word *den* and the *o* column contains the word *top*, both written in dotted cursive for tracing.

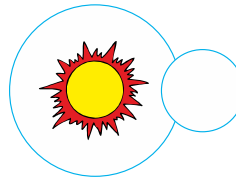
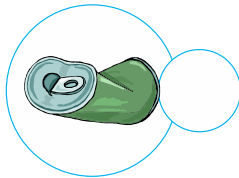





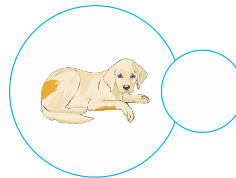
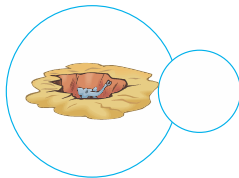
bun




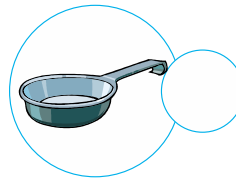
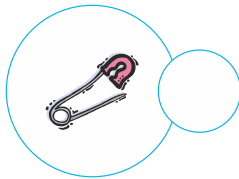
sun



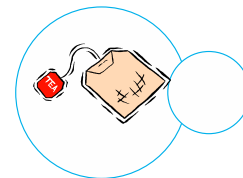
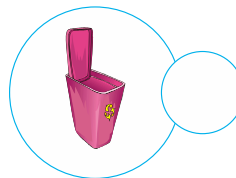

fox



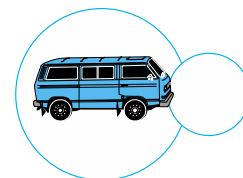
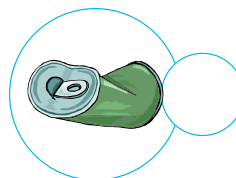
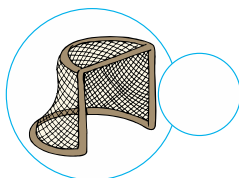
pan



tag



net



Tick (✓) the correct picture for the given words.

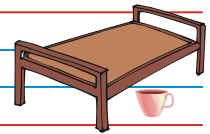




The bug is on the log.



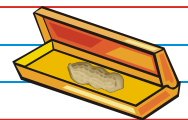
The cup is _____ the cot.



The rat is _____ the tub.



The nut is _____ the box.



The mug is _____ the mat.



in on under

Look at the picture and complete the sentence.








1	2	3	4	5	6		8	9	10
11	12	13	14		16		18	19	20
21			24	25	26		28		30
31	32	33		35	36				
	42		44	45			48		
51	52	53	54				58	59	
61		63		65			68	69	70
	72		74	75				79	80
81	82			85	86		88		90
91		93		95	96		98		

Trace over and fill in the missing numbers.





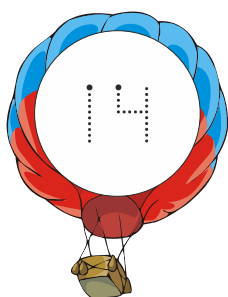




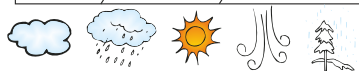


eleven



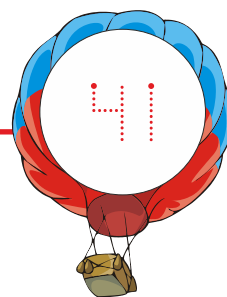



Count and write the number names.






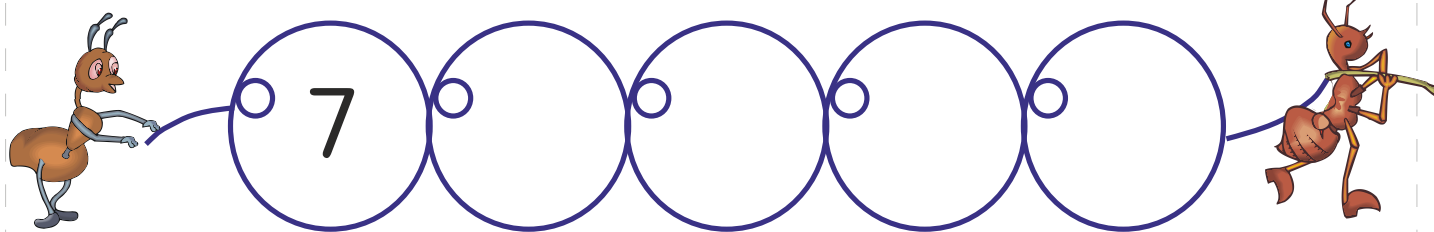
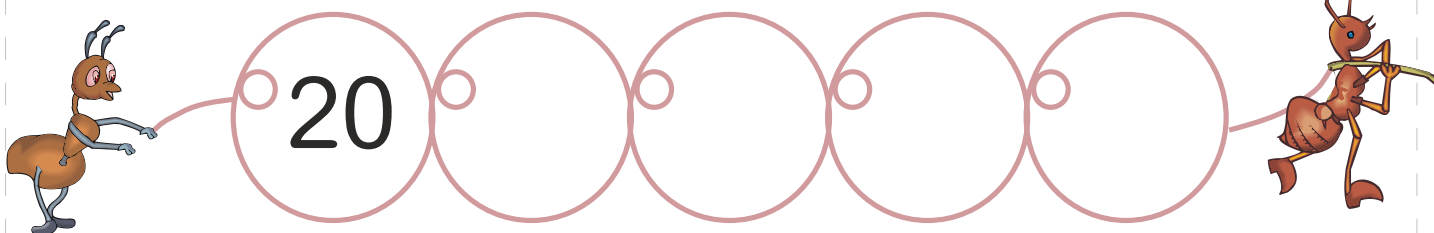


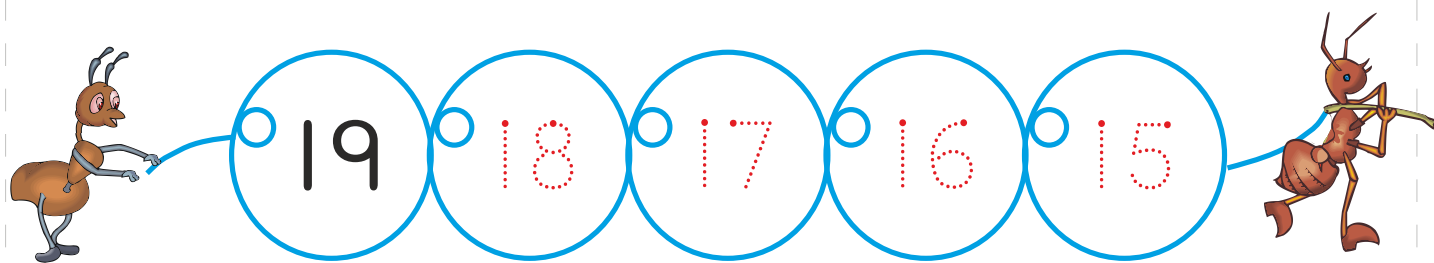
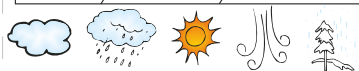
What comes after.

What comes before.






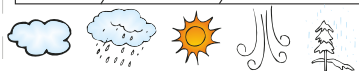
What comes in between.






Count and write backwards.



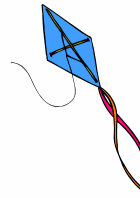



Look at the numbers and put the symbols >, <, =





उ



चित्र पहचानकर पहला वर्ण लिखिए।





क


च

य

ट

ऊपर दिए व्यंजन वर्ण का अपनी पसंद का चित्र बनाइए ।






Freehand Sketching





Draw a picture and colour.






Crushed Paper Flowers



Let the child tear paper and crush it. Then ask them to paste crushed paper balls on the sheet in shape of a flower. Color the leaves.






Poster Colour Painting



Help the child colour the butterfly
with poster colours.





Triangle tree



Take a piece of sponge and cut it into triangular shape. Dip it in colour and stamp it on the sheet. Create a tree shape out of it.





I want to be your friend

I want to be your friend

A little bit more

I want to be your friend

A little bit more

I want to be your friend

A little bit more

A little bit, a little bit, a little bit more

मैं तुमसे दोस्ती करूँ, थोड़ा और ज्यादा

मैं तुमसे दोस्ती करूँ, थोड़ा और ज्यादा

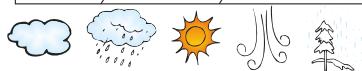
मैं तुमसे दोस्ती करूँ, थोड़ा और ज्यादा

थोड़ा और, थोड़ा और, थोड़ा और ज्यादा



Let the children colour the picture.






You're special

There is no one else like you
There is no one else like me
Each of us is special to God
That's the way it's meant to be

I'm special, you're special
We're special don't you see
There is no one else like you
There is no one else like me

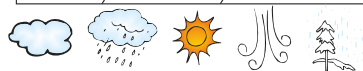
Black or white, short or tall
Good or bad, God loves us all
Loud or quiet, fat or thin
Each of us is special to Him

I'm special, you're special
We're special don't you see
There is no one else like you
There is no one else like me




Let the children colour the picture.





Mr. Sun



Oh, Mr. Sun, Sun, Mr. Golden Sun,

Please shine down on me.

Oh Mr. Sun, Sun, Mr. Golden Sun,

Hiding behind a tree

These little children are asking you

To please come out so we can play with you.

Oh Mr. Sun, Sun, Mr. Golden Sun,

Please shine down on,

Please shine down on,

Please shine down on me!

Let the children colour the picture.



My Fun Work

For This Summer

